

Model 3970

Traverse Rail With Connector

Connect the Traverse System to a Second Room



SUREHANDS®

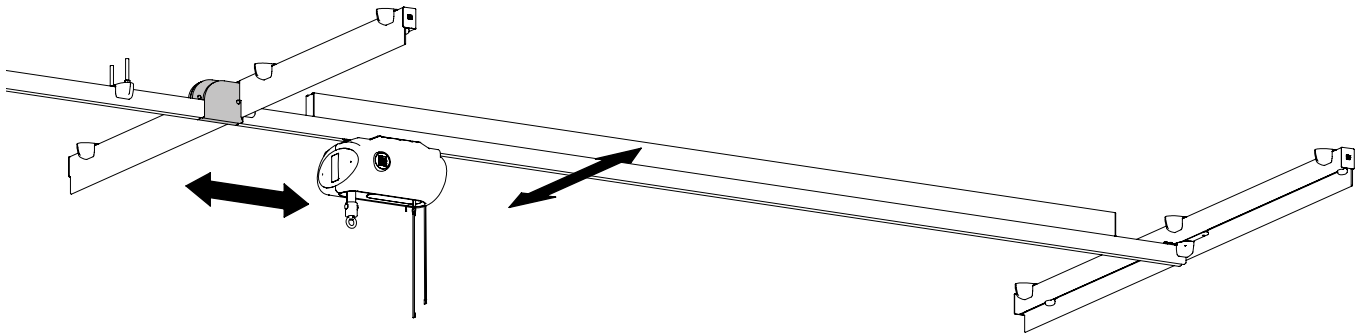


- Motor moves smoothly from room to room by connecting movable rail to a fixed rail.
- A manual version is easy to use with little effort from the caregiver.
- An electric version is available so the entire system can be used independently.
- An integrated safety allows the motor to continue only when both rails are perfectly connected.

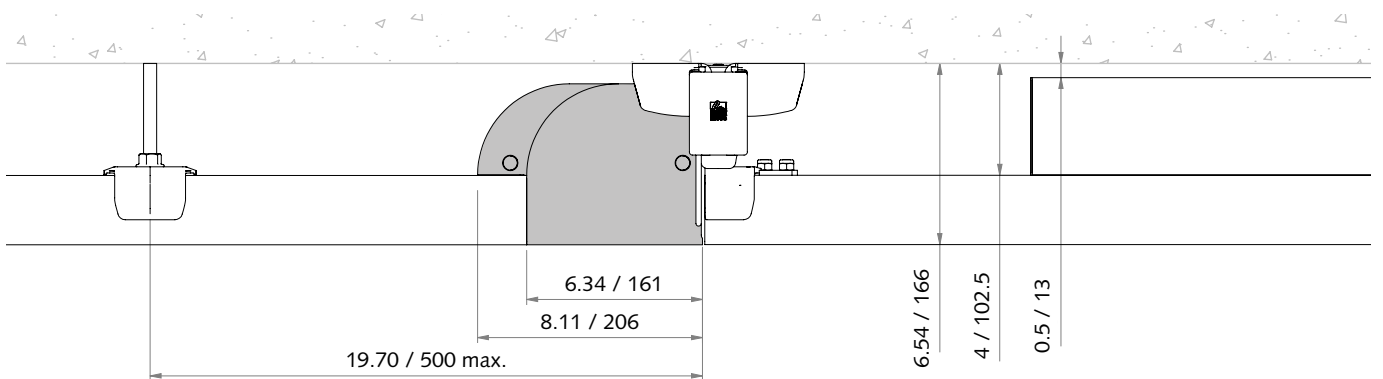
Specialists in innovative and reliable lift & care systems

www.surehands.com

Traverse rail with connector



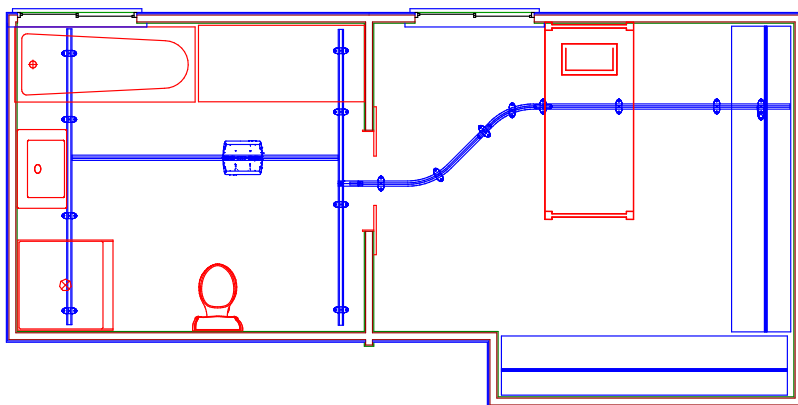
● Dimensions (inch / mm)



* The drawing is an example: for a traverse rail smaller or equal to 16,4 ft. / 5 meters

● Technical specifications

Safe working load.....529 lbs / 240 kg
 Material.....Aluminum painted, stainless steel, ELVZ steel, POM, FKM



Local Representative

Lift & Care® is a registered trademark of T.F. Herceg, Inc. dba SUREHANDS LIFT & CARE SYSTEMS.

© 10-04-2020 • Handi-Move • v1.0